

# Membership Guide



Login – View – Update – Apply – Book



---

# CONTENTS

1. Access Account
  2. Login to Membership Account
  3. View Virtual Card
  4. Retrieve Member ID
  5. Reset Password
  6. Change Password
  7. Update Particulars
  8. Apply for Supplementary Membership
  9. Book Facilities
  10. Book Chalets
  11. Book Social Activities
-

# HOW TO GET STARTED

## Mobile App




## Web Login

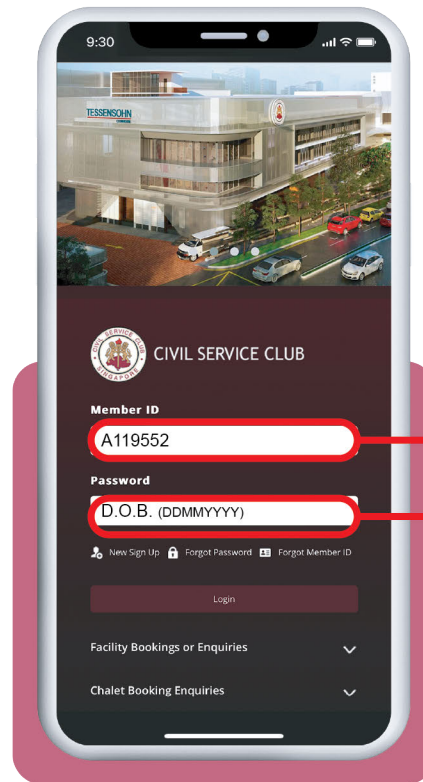


# HOW TO LOGIN

## Membership Account Guide



**Step 1:**  
Scan the QR to access



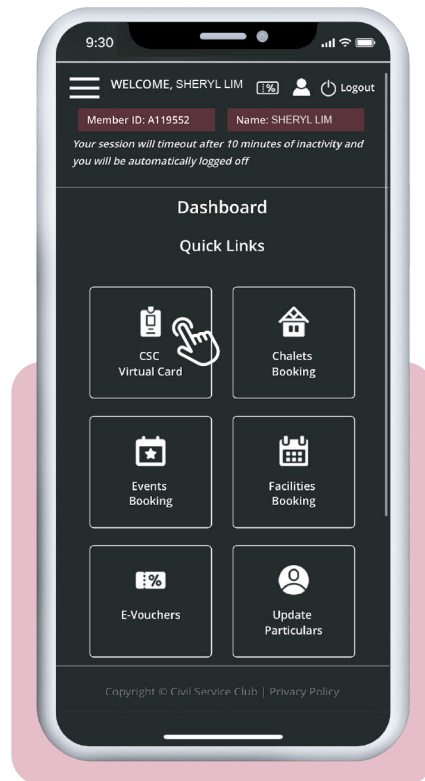
Enter your Member ID

Enter DDMMYYYY (D.O.B.)  
*\*Default password. If you have changed your password, log in using your existing password.*

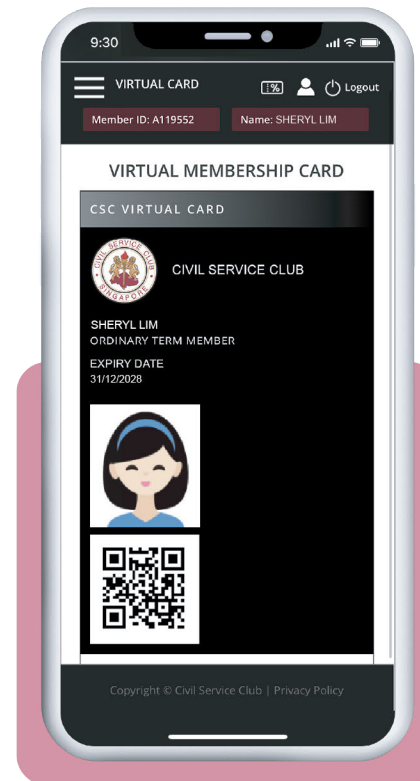
**Step 2:**  
Login to your account

# HOW TO VIEW

## Virtual Card Guide

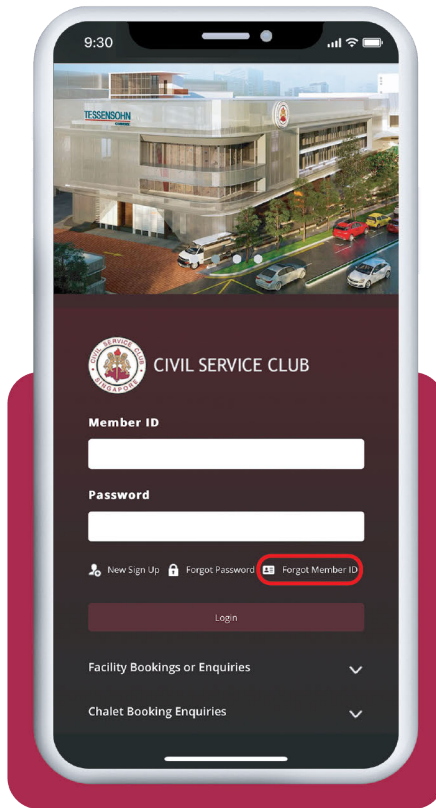


**Step 1:**  
Select CSC Virtual Card

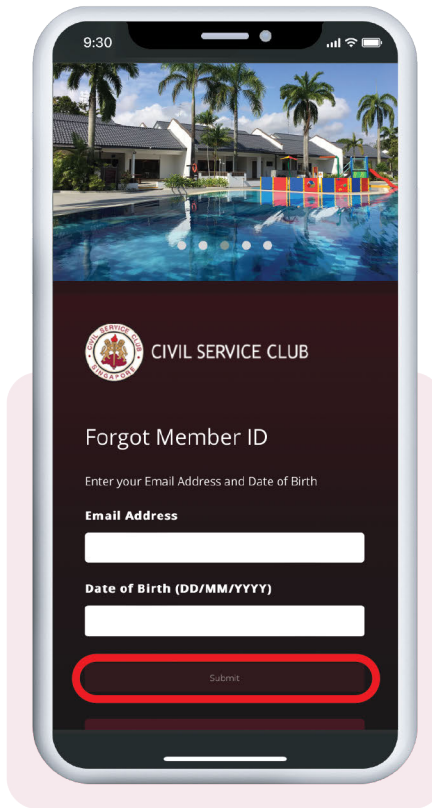


**Step 2:**  
Access your  
Virtual Membership Card

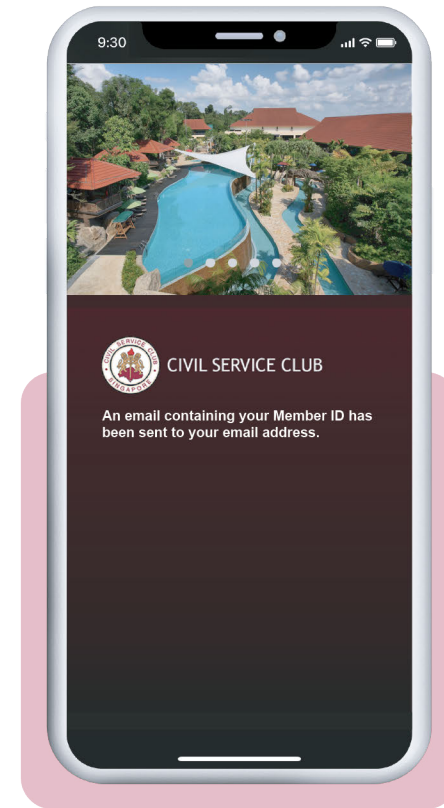
# HOW TO RETRIEVE Member ID Guide



**Step 1:**  
Click on Forgot Member ID



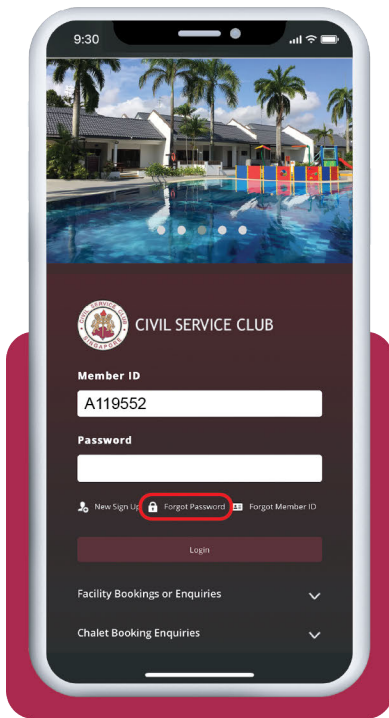
**Step 2:**  
Enter Email Address and  
Date of Birth, click Submit



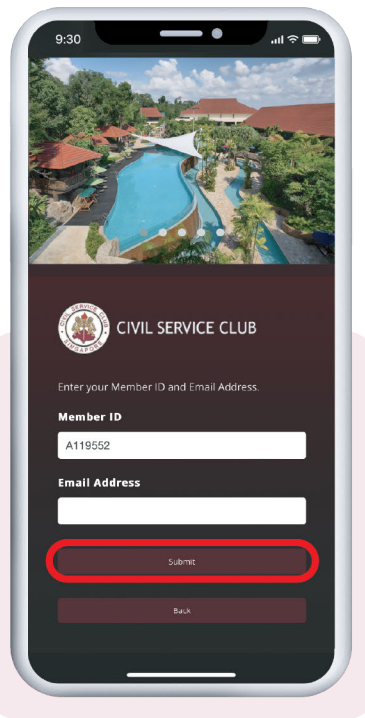
**Step 3:**  
You should receive an  
email with your Member ID.

*\*Check your spam or junk folder if you did  
not receive the email within 5 mins.*

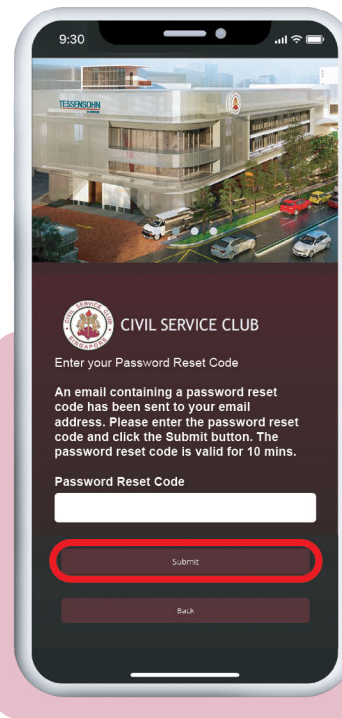
# HOW TO RESET Password Guide



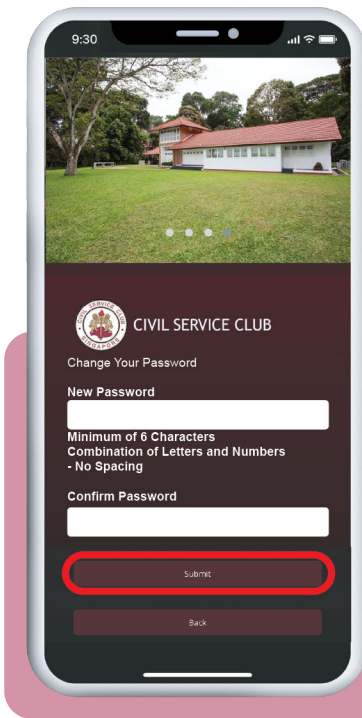
**Step 1:**  
Enter Member ID and  
click on Forgot Password



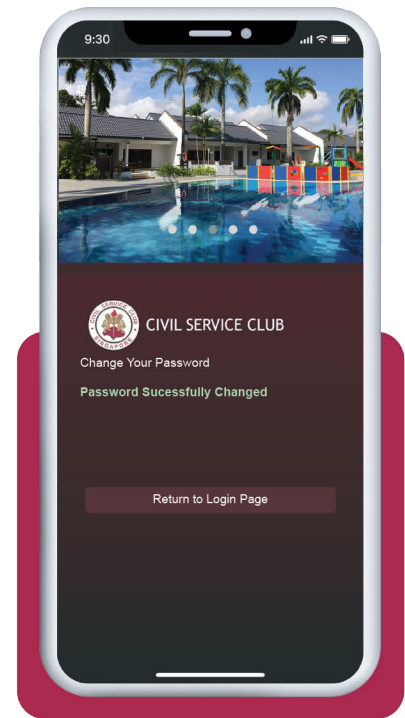
**Step 2:**  
Enter Email Address  
and click on Submit



**Step 3:**  
Enter the Password Reset Code  
sent to your email  
*\*Check your spam or junk folder if you  
did not receive the email within 5 mins.*



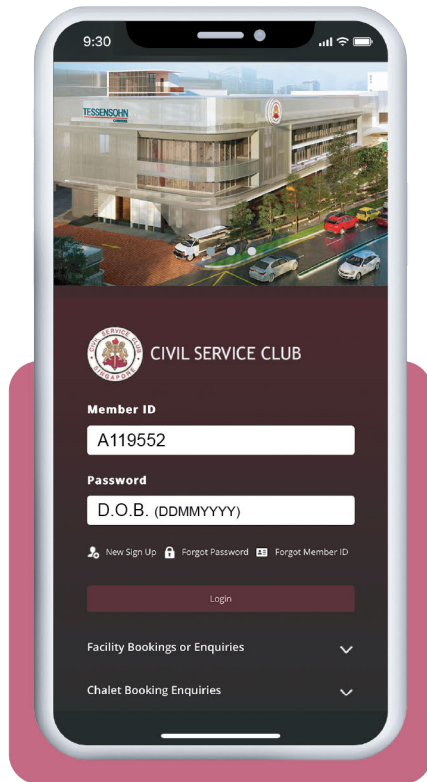
**Step 4:**  
Enter your new password  
and click Submit



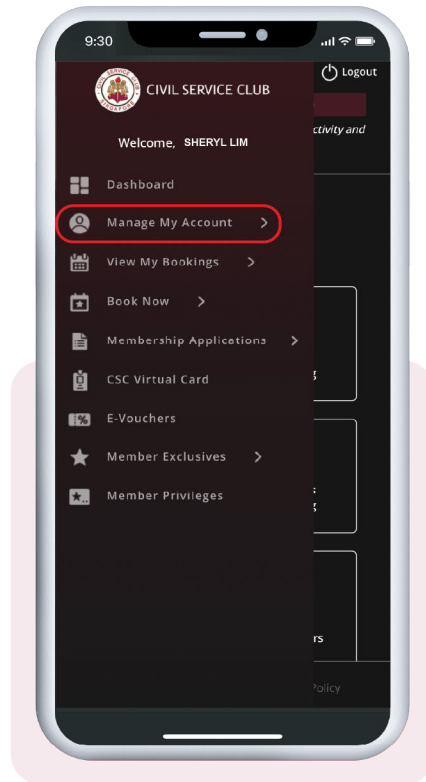
**Step 5:**  
You have successfully  
changed your password



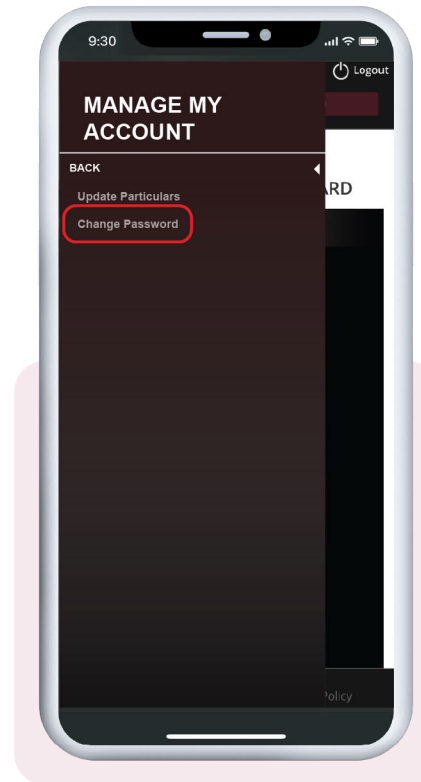
# HOW TO CHANGE Password Guide



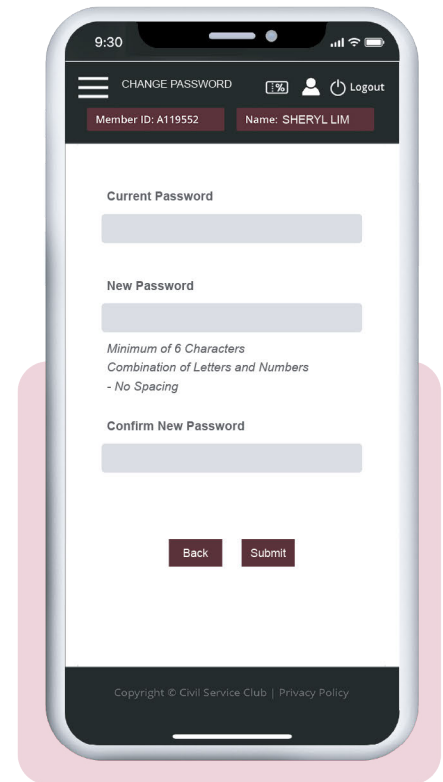
**Step 1:**  
Login to your account



**Step 2:**  
Select Manage My Account



**Step 3:**  
Select Change Password

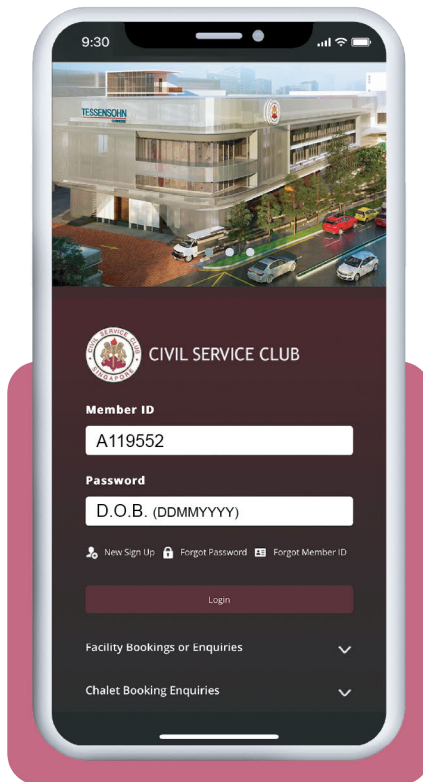


**Step 4:**  
Key in current and new password

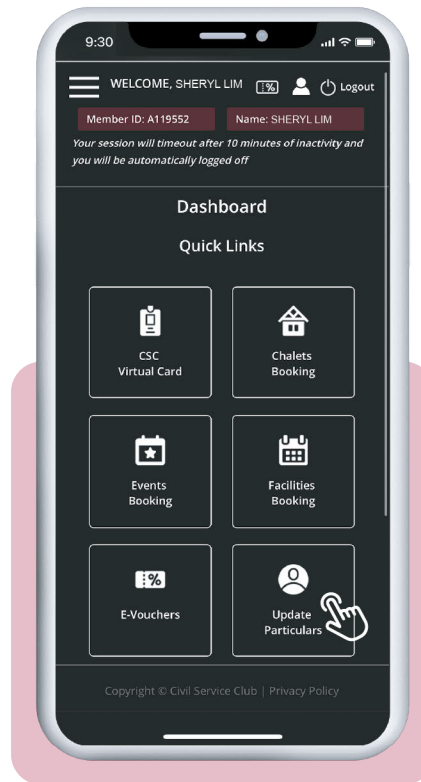


# HOW TO UPDATE Particulars Guide

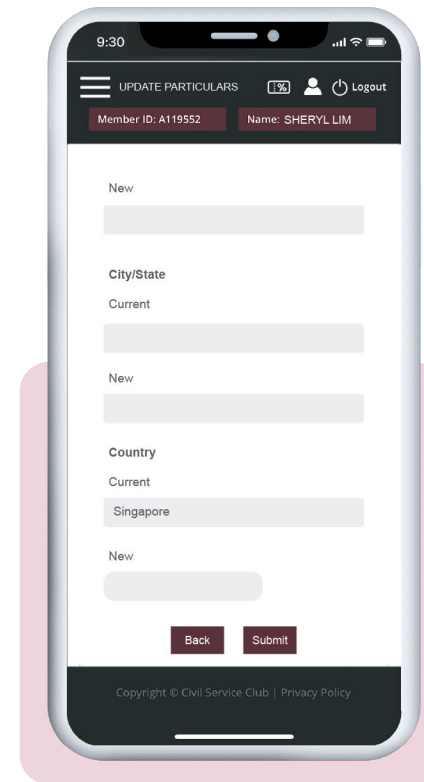
\*It will take 3 working days to update the change of particulars



**Step 1:**  
Login to your account



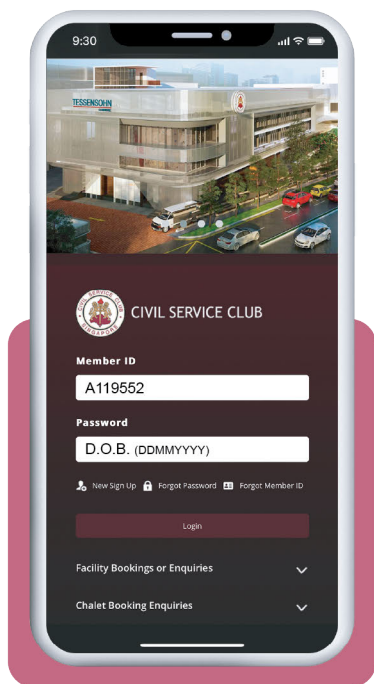
**Step 2:**  
Select Update Particulars



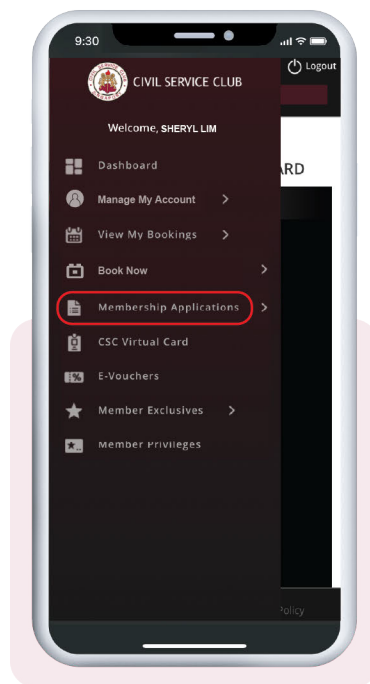
**Step 3:**  
Enter particulars to be updated,  
click submit

# HOW TO APPLY

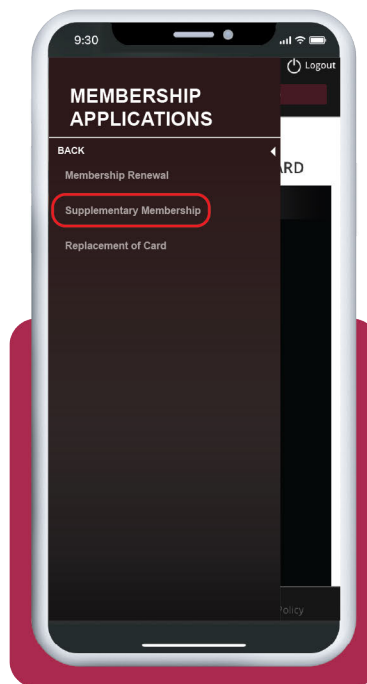
## Supplementary Membership Guide



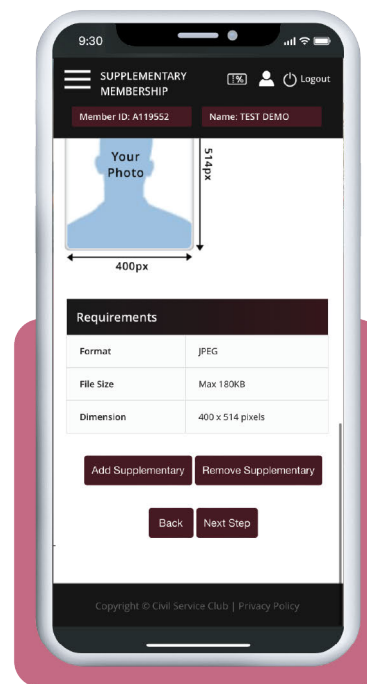
**Step 1:**  
Login to your account



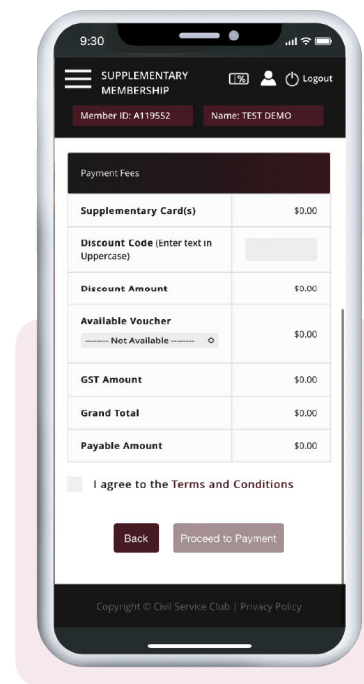
**Step 2:**  
Select Membership Applications



**Step 3:**  
Select Supplementary Membership



**Step 4:**  
Input all details and attach  
a colored photograph



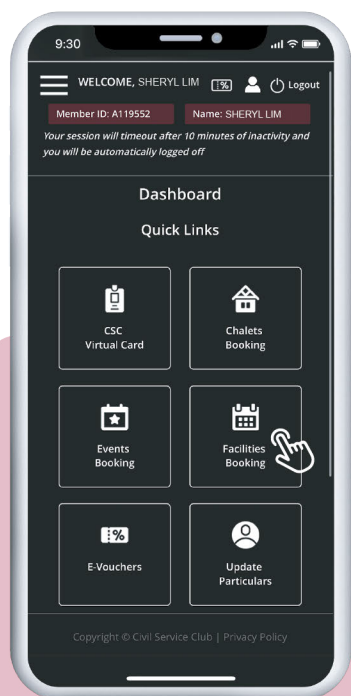
**Step 5:**  
Click proceed to payment

### Notes:

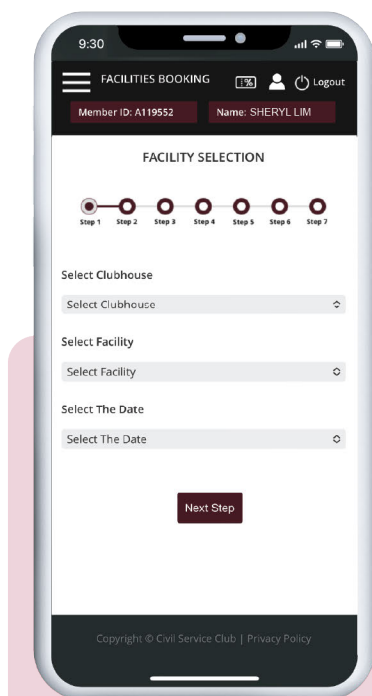
- Main member can apply supplementary membership for spouse, children (below 21 years), parents and parents-in-law.
- Each supplementary member will have their own membership account.
- Supplementary member will need to access their own account for their virtual membership card

# HOW TO BOOK

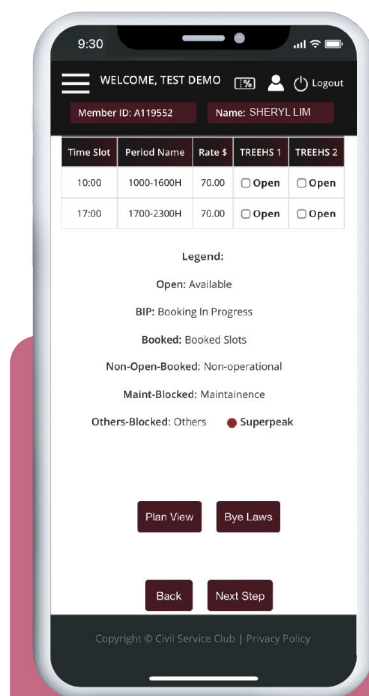
## Facilities Guide



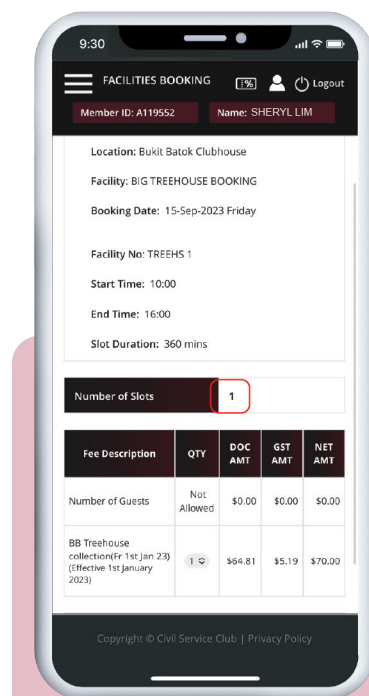
**Step 1:**  
Select Facilities Booking



**Step 2:**  
Select your preferred clubhouse,  
facility and date

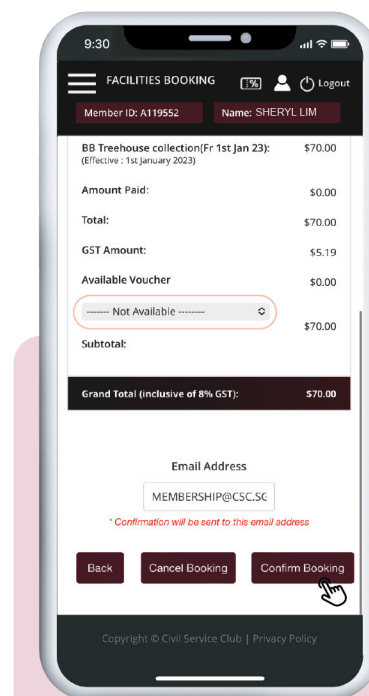


**Step 3:**  
Select timeslot



**Step 4:**

- Check booking details
- Confirm to proceed



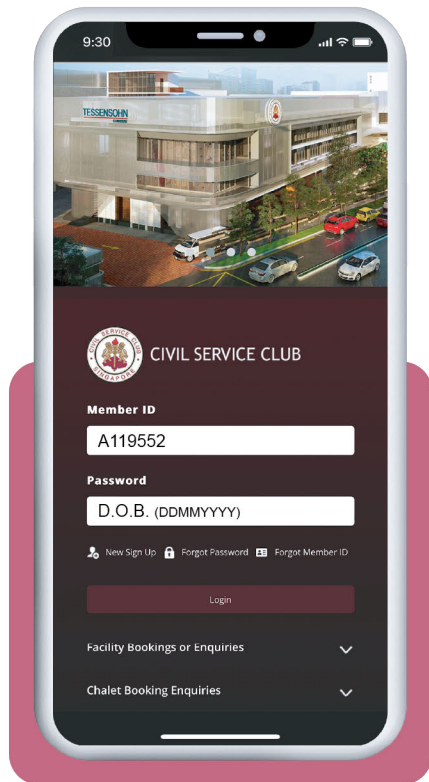
**Step 5:**

- Check payment details
- Select voucher available (if applicable)
- Click confirm booking to make payment

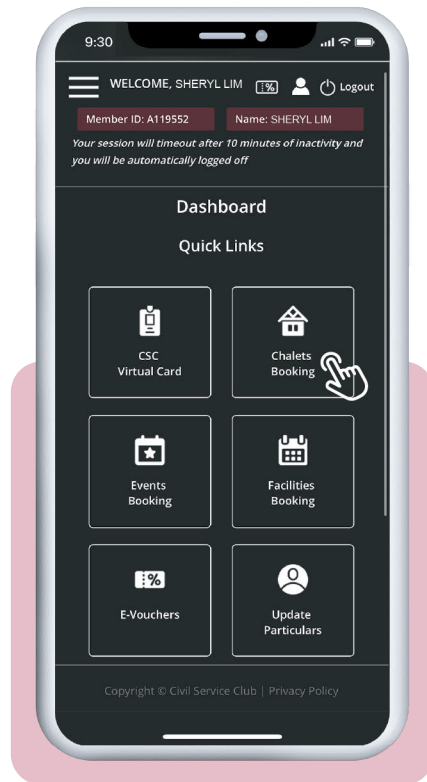
# HOW TO BOOK

## Chalets Guide

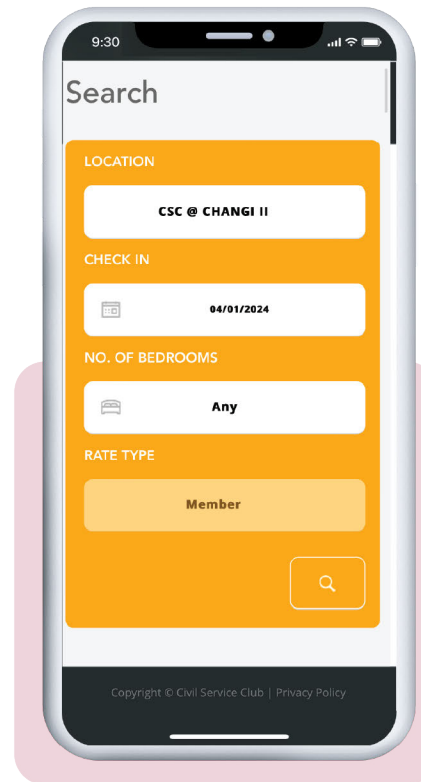
Prices shown are for illustration purposes



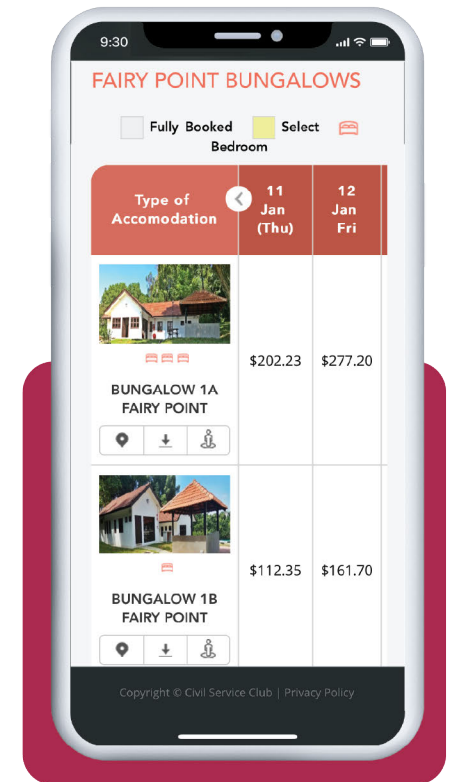
**Step 1:**  
Login to your account



**Step 2:**  
Select Chalets Booking



**Step 3:**  
Select location and check-in date



**Step 4:**  
Select preferred accommodation

# HOW TO BOOK

## Chalets Guide

ARRIVAL DATE  
04/01/2024

DEPART DATE  
05/01/2024

NO. OF NIGHTS  
1

ROOM NO  
Option Not Available

ADD-ONS  
BBQ Pit Booking

Please check with Front Office for the usage of BBQ Pit before proceeding with your booking.

**Step 5:**  
Select Arrival and Depart Date

AVAILABLE VOUCHERS  
No Vouchers to Select

TOTAL SUMMARY	
ROOM	SGD 202.23
ADD ONS :	SGD 0.00
GST AMOUNT (@ 8%)	SGD 16.18
<b>TOTAL AMOUNT</b>	<b>SGD 218.41</b>
VOUCHER/PROMO CODE	SGD 0.00
<b>NET AMOUNT</b>	<b>SGD 218.41</b>

CONTACT NO.  
61234567

**Step 6:**  
Enter voucher/promo code  
(if applicable)

NET AMOUNT SGD 218.41

CONTACT NO.  
61234567

EMAIL  
MEMBERSHIP@CSC.SG

Any changes to email address will be used only for this booking. It will not update member's particulars.

☒ I agree to the [Terms and Conditions](#)

BACK BOOK NOW

Contact Us | Connect with us:

Your last login: 13 OCT 2023 at 11:15:54 (Singapore Standard Time)

**Step 7:**  
Select 'Book Now' to view  
your booking details

Confirmation Details

ROOM CATEGORY	FPB (FAIRY POINT)
ROOM TYPE	F1A (BUNGALOW 1A)
ARRIVAL DATE	11 / 01 / 24
DEPARTURE DATE	12 / 01 / 24
NO OF NIGHTS	1

Total Summary

ROOM	SGD 202.23
GST AMOUNT (8%)	SGD 16.18
<b>TOTAL AMOUNT</b>	<b>SGD 218.41</b>

Contact No: 61234567  
Email Address for notification: MEMBERSHIP@CSC.SG

BACK BOOK NOW

Copyright: © Civil Service Club | Privacy Policy

**Step 8:**  
Check your booking details  
and Select 'Book Now'

Confirmation Details

ROOM CATEGORY	FPB (FAIRY POINT)
ROOM TYPE	F1A (BUNGALOW 1A)
ARRIVAL DATE	11 / 01 / 24
DEPARTURE DATE	12 / 01 / 24
NO OF NIGHTS	1

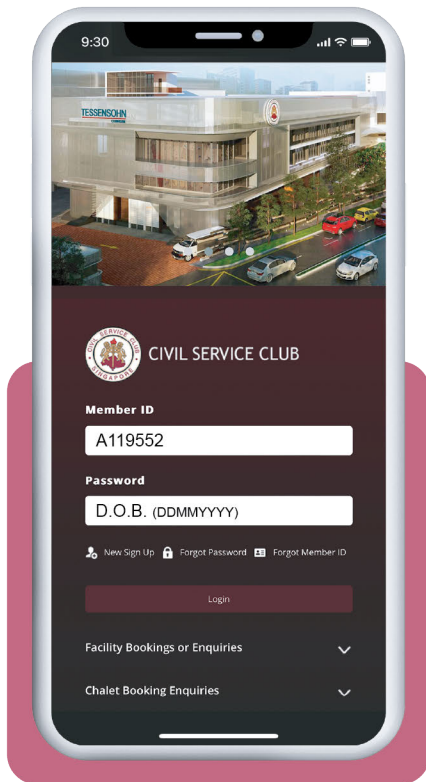
Email Address for notification: MEMBERSHIP@CSC.SG

BACK PAYMENT BY CREDIT

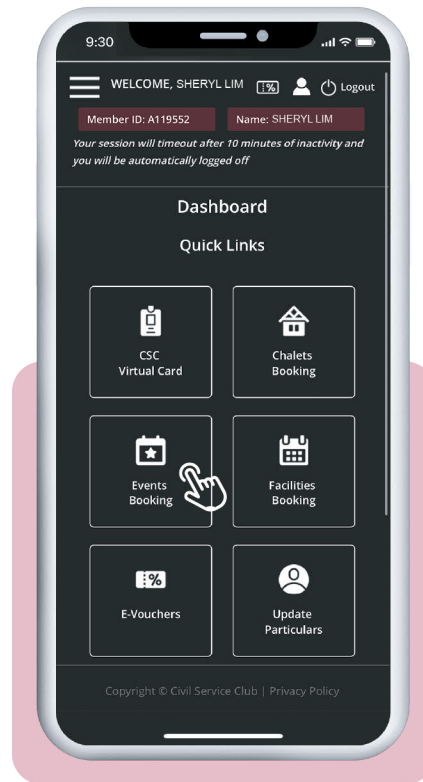
**Step 9:**  
Select 'Payment by Credit'  
to confirm booking

# HOW TO BOOK

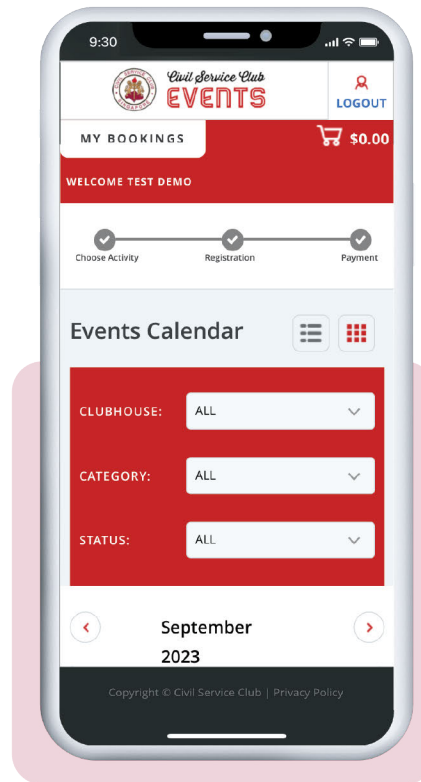
## Social Activities Guide



**Step 1:**  
Login to your account



**Step 2:**  
Select Events Booking



**Step 3:**  
Search by criteria

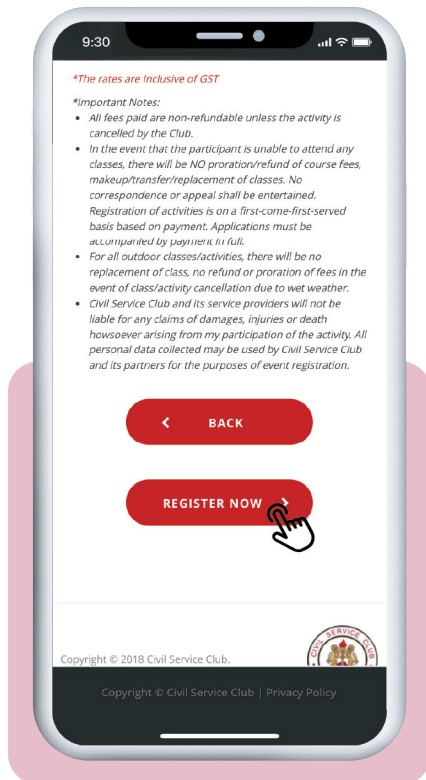


**Step 4:**  
Select event

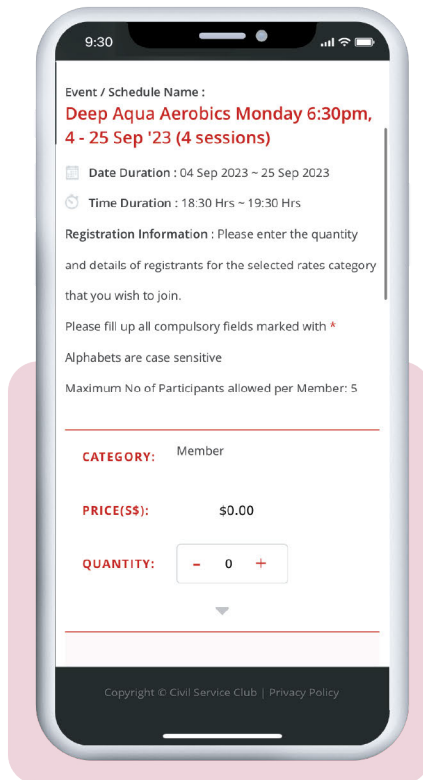


# HOW TO BOOK

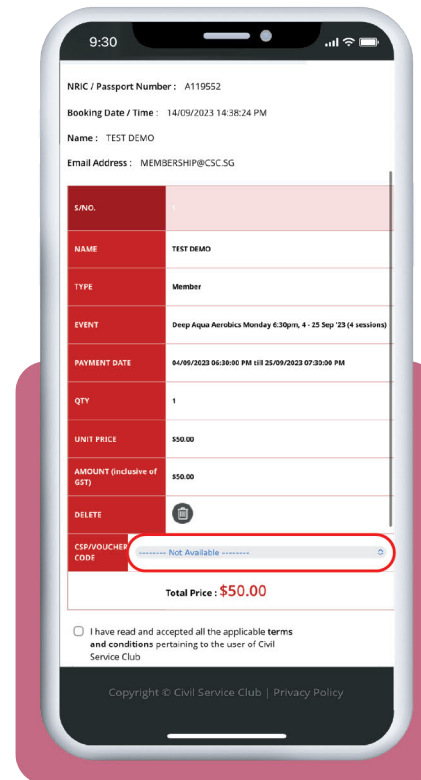
## Social Activities Guide



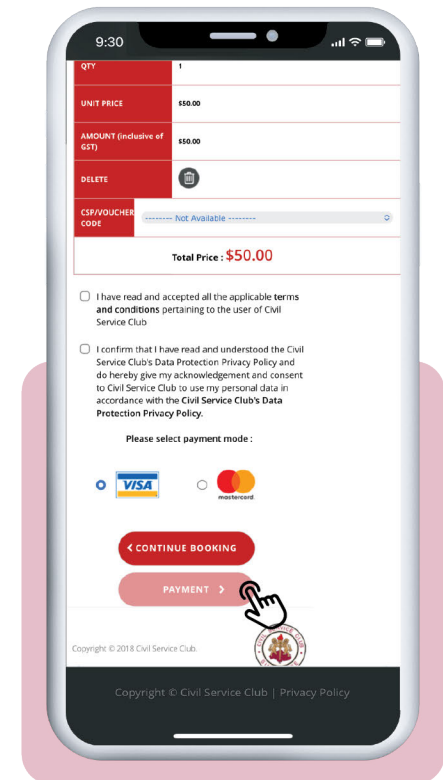
**Step 5:**  
Click register now



**Step 6:**  
Select quantity



**Step 7:**  
Enter voucher (if applicable)



**Step 8:**  
Select 'Payment' to book